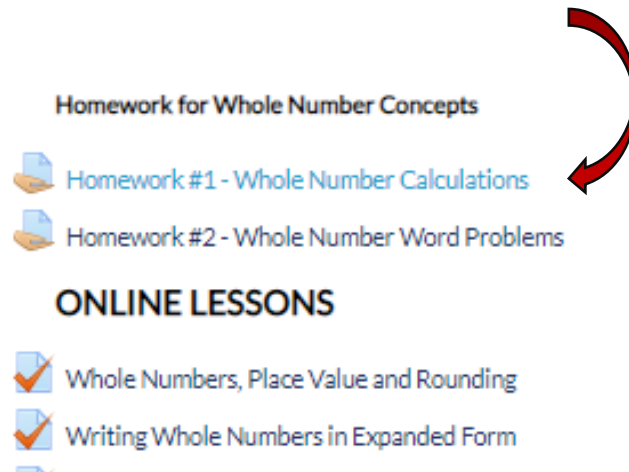




# How to Download and Upload an Assignment



1. Find the assignment you are going to work on and click on it.



Homework for Whole Number Concepts

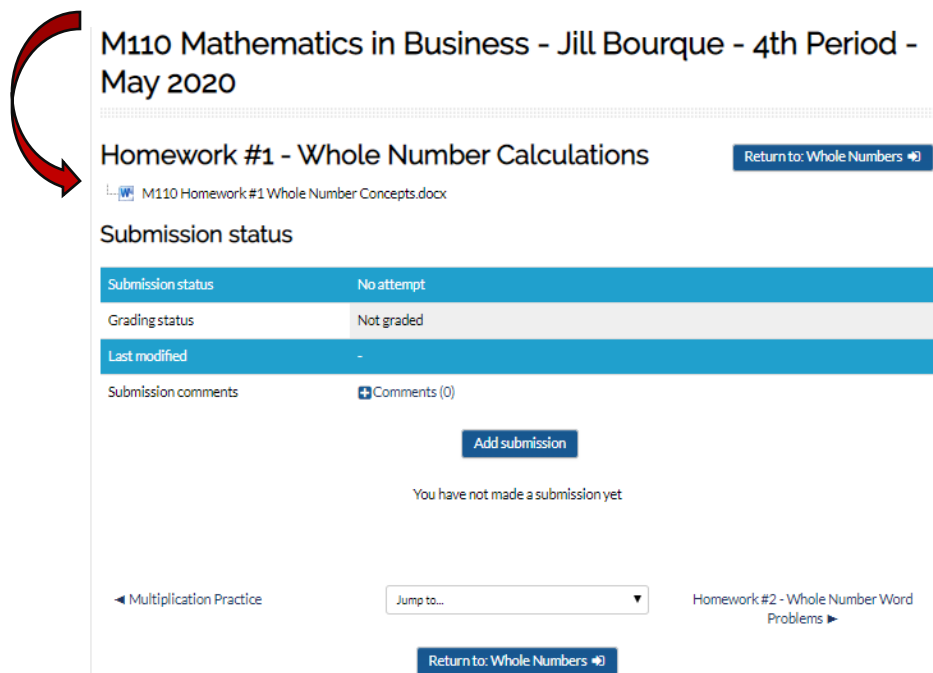
-  [Homework #1 - Whole Number Calculations](#)
-  [Homework #2 - Whole Number Word Problems](#)

**ONLINE LESSONS**

-  [Whole Numbers, Place Value and Rounding](#)
-  [Writing Whole Numbers in Expanded Form](#)


A red curved arrow points from the text 'Find the assignment you are going to work on and click on it.' to the 'Homework #1 - Whole Number Calculations' link.

2. The assignment is located here. Click on it and it will download for you.



M110 Mathematics in Business - Jill Bourque - 4th Period - May 2020

**Homework #1 - Whole Number Calculations** [Return to: Whole Numbers](#)

 M110 Homework #1 Whole Number Concepts.docx

**Submission status**

Submission status	No attempt
Grading status	Not graded
Last modified	-

Submission comments [+ Comments \(0\)](#)

[Add submission](#)

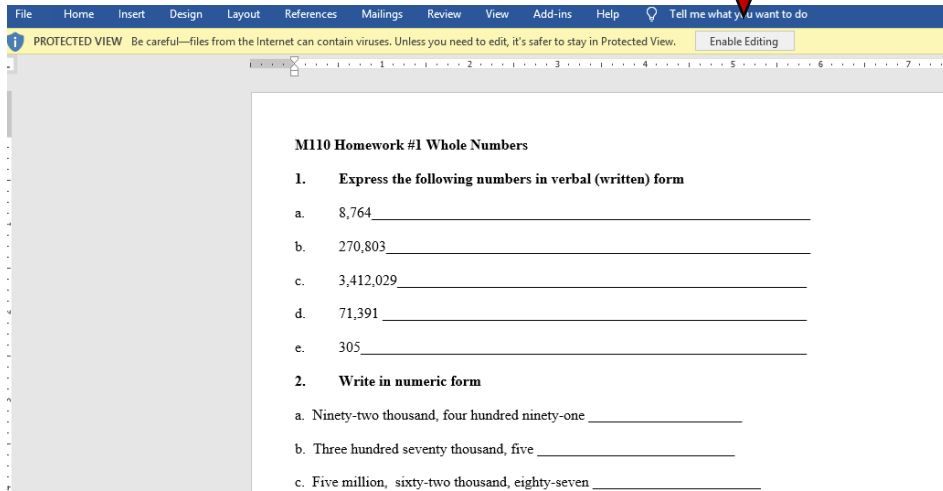
You have not made a submission yet

[◀ Multiplication Practice](#)  [Homework #2 - Whole Number Word Problems ▶](#)

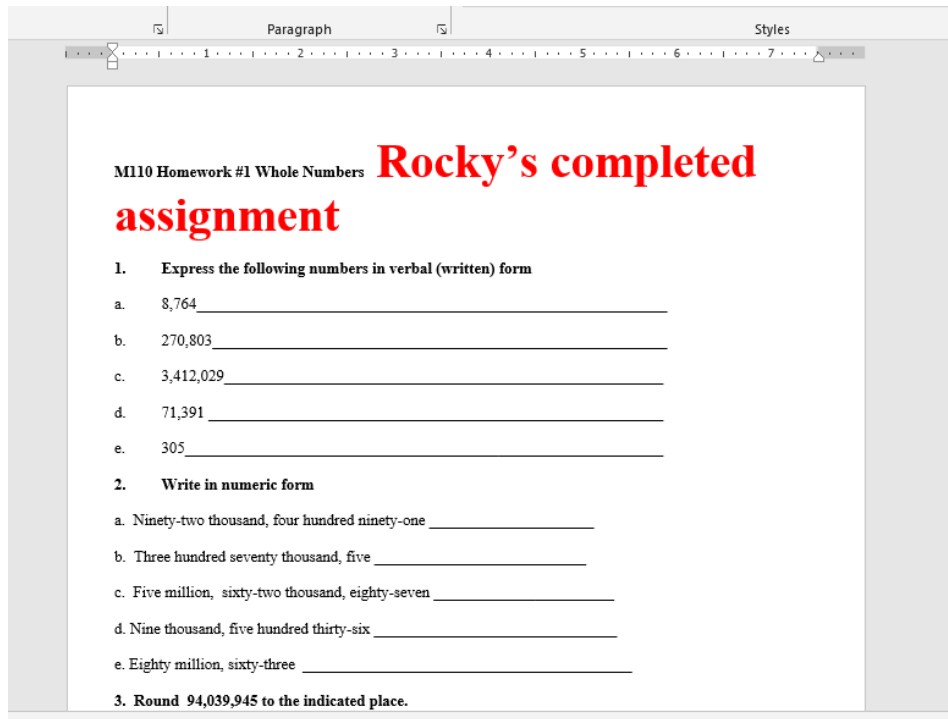
[Return to: Whole Numbers](#)

A red curved arrow points from the text 'The assignment is located here. Click on it and it will download for you.' to the 'Homework #1 - Whole Number Calculations' title.

3. Once you have enabled editing, you can type directly on the assignment. You can also print it and complete the assignment using a pencil.



4. Once you have completed the assignment, save it to your computer as a Word file or pdf. If you have printed it and used a pencil, either scan it or take a picture of it (in .jpg, or .png format – **do not use .heic**) and save that to your computer.



5. Go back to your assignment (as shown in #1) and click on the “Add submission” tab.

Homework #1 - Whole Number Calculations [Return to: Whole Numbers ↗](#)

M110 Homework #1 Whole Number Concepts.docx

Submission status

Submission status	No attempt
Grading status	Not graded
Last modified	-

Submission comments [+ Comments \(0\)](#)

[Add submission](#)

You have not made a submission yet

◀ Multiplication Practice  ▼ Homework #2 - Whole Number Word Problems ▶

[Return to: Whole Numbers ↗](#)

6. You can now drag and drop your assignment in the box provided. Once you’ve done that, save the changes.

M110 Mathematics in Business - Jill Bourque - 4th Period - May 2020

Homework #1 - Whole Number Calculations [Return to: Whole Numbers ↗](#)

M110 Homework #1 Whole Number Concepts.docx

File submissions

Maximum size for new files: 5MB, maximum attachments: 20

Files

M110 Homework #1

◀ Multiplication Practice  ▼ Homework #2 - Whole Number Word Problems ▶

[Return to: Whole Numbers ↗](#)


[Save changes](#) [Cancel](#)

7. If there is an “edit submission” link, you can resubmit an assignment if necessary. Click the link and it will take you back to step 6.


M110 Mathematics in Business - Jill Bourque - 4th Period - May 2020

---

Homework #1 - Whole Number Calculations [Return to: Whole Numbers ↩](#)

 M110 Homework #1 Whole Number Concepts.docx

Submission status

Submission status	Submitted for grading
Grading status	Not graded
Last modified	Tuesday, May 26, 2020, 5:34 AM
File submissions	 M110 Homework #1 Whole Number Concepts (1)- ROCKY.docx
Submission comments	<a href="#">+ Comments (0)</a>

[Edit submission](#)

You can still make changes to your submission

[◀ Multiplication Practice](#)  [Homework #2 - Whole Number Word Problems ▶](#)

[Return to: Whole Numbers ↩](#)